



2023 Annual Report

Fundy Albert Council

Fundy Albert is divided into six wards with a Councillor elected to represent each ward.

The Mayor and six Councillors of Fundy Albert were elected on November 28, 2022, through local elections administered by Elections New Brunswick under the Local Governance Reform initiative. All positions took effect on January 1, 2023.



Mayor
Bob Rochon



Ward 3 &
Deputy Mayor
Jeff Land



Ward 1
John Ereaux



Ward 2
Loretta Elderkin



Ward 4
Jeff Jonah



Ward 5
Jim Coates



Ward 6
Heather Ward-Russell

Fundy Albert Council is the governing body of the municipality and is responsible for setting the strategic direction of the community. The Mayor and six Councillors are elected to represent the interests of residents and to make decisions on local services, policies, budgets, and by-laws.

Council establishes policies, approves the municipal budget, passes by-laws, and sets priorities that guide the delivery of services such as local roads, water and sewer, fire protection, recreation, planning, and community development.

Pursuant to Section 105 of the *Local Governance Act*, S.N.B. 2017, c.18, local governments are required to prepare an annual report containing the information prescribed under New Brunswick Regulation 2018-54. This includes governance and financial information, details respecting the delivery of local government services, and information related to grants and economic development activities for the preceding fiscal year.

In accordance with Section 105(3) of the Act and Section 6 of New Brunswick Regulation 2018-54, the Annual Report must be made available for public examination in the Office of the Clerk during regular business hours and posted on the municipality's website.

This report provides general information about the Municipality of Fundy Albert, as well as detailed information regarding Municipal Council, Council meetings, and the range of services delivered by the municipality, including their budgeted and actual costs.

The 2023 Consolidated Financial Statements, prepared by the Municipal Auditor, Ascend LLP, are appended to this report.



Fundy Albert

The Municipality of Fundy Albert was incorporated as a Village on January 1, 2023, pursuant to New Brunswick Regulation 2022-50 under the *Local Governance Act* (O.C. 2022-228).

Fundy Albert is composed of the former communities, along with surrounding previously unincorporated areas.

Several of New Brunswick's leading tourist attractions are located within Fundy Albert, including Fundy National Park, and the Hopewell Rocks.

Council Remuneration

The salaries for the Mayor and Members of Council were established by the Transition Facilitator on behalf of the Minister of Local Government and Local Governance Reform on December 8, 2022.

Council remuneration is governed by By-Law No. 2022-04, *A By-law Respecting the Remuneration of Council for Fundy Albert*.

Effective October 1, 2023, and on October 1 of each year thereafter, the annual rate of remuneration may be adjusted by the same percentage increase or decrease as the change in the average annual Consumer Price Index (CPI) for the Province of New Brunswick, calculated from January to December of the year prior to the year in which the adjustment is made.

Member of Council	Annual Remuneration, Pursuant to By-law	Actual Remuneration in 2023, including remittances
Mayor	\$40,000	\$42,916
Deputy Mayor/Ward 3 Councillor	\$24,000	\$25,220
Ward 1 Councillor	\$20,000	\$20,982
Ward 2 Councillor	\$20,000	\$20,982
Ward 4 Councillor	\$20,000	\$20,982
Ward 5 Councillor	\$20,000	\$20,000
Ward 6 Councillor	\$20,000	\$20,982

For 2023, a total budget of \$4,000.00 for professional development was allotted to council as a whole. A total budget of \$12,000 was allotted to the council for other legislative expenses and \$2,500 for the Mayor.

	Expenses
Mayor	\$744
Deputy Mayor/Ward 3 Councillor	\$668
Ward 1 Councillor	\$2,793
Ward 2 Councillor	\$1,036
Ward 4 Councillor	\$584
Ward 5 Councillor	\$1,965
Ward 6 Councillor	\$2,099

Committees of Council

At the February 27, 2023 Special Council Meeting Council approved the creation of the following Standing Committees:

Culture and Recreation Committee – Chairperson Councillor Jonah

Seniors Advisory Committee – Chairperson Mayor Rochon

Finance Committee – Chairperson Councillor Elderkin

Land Use Planning Committee – Chairperson Councillor Ereaux

Public Works Committee – Chairperson Councillor Land- approved terms of reference on June 6, 2023

Emergency Measures Committee – Councillor Coates - approved terms of reference on June 6, 2023

Personnel Committee – Co Chairs Councillor Elderkin and Councillor Ward Russell - approved terms of reference on June 6, 2023

Bylaws and Policies Committee – Chairperson Councillor Ward Russell

Fundy Albert Council Meeting Attendance

12 Regular Council Meetings, 12 Committee of the Whole Meetings, 1 Public Hearing, and 24 Special Meetings. The attendance record below indicates whether each member of Council was present or absent at meetings.

✓ = In Person

E = Electronic Participation

A = Absent

C = Cancelled

Dates	Meetings	Mayor Bob Rochon	Ward 1 Councillor John Ereaux	Ward 2 Councillor Loretta Elderkin	Ward 3 Councillor Jeff Land	Ward 4 Councillor Jeff Jonah	Ward 5 Councillor Jim Coates	Ward 6 Councillor Heather Ward-Russell
10-Jan-23	Special Meeting	✓	✓	✓	✓	✓	✓	✓
17-Jan-23	Regular Meeting	✓	✓	✓	✓	✓	✓	✓
21-Jan-23	Special Meeting	C	C	C	C	C	C	C
24-Jan-23	Special Meeting	✓	✓	✓	✓	✓	✓	✓
06-Feb-23	Regular Meeting	✓	✓	✓	✓	✓	✓	✓
21-Feb-23	Committee of the Whole	✓	✓	✓	✓	✓	✓	✓
27-Feb-23	Special Meeting	✓	✓	✓	✓	✓	✓	✓
07-Mar-23	Regular Meeting	✓	✓	✓	✓	✓	✓	✓
13-Mar-23	Special Meeting	E	E	E	E	E	E	E
21-Mar-23	Committee of the Whole	✓	✓	✓	✓	✓	✓	A
22-Mar-23	Special Meeting	✓	✓	E	✓	✓	✓	E
4-Apr-23	Regular Meeting	✓	✓	✓	✓	✓	✓	E
6-Apr-23	Special Meeting							
18-Apr-23	Committee of the Whole	C	C	C	C	C	C	C

Dates	Meetings	Mayor Bob Rochon	Ward 1 Councillor John Ereaux	Ward 2 Councillor Loretta Elderkin	Ward 3 Councillor Jeff Land	Ward 4 Councillor Jeff Jonah	Ward 5 Councillor Jim Coates	Ward 6 Councillor Heather Ward-Russell
18-Apr-23	Special Meeting	✓	E	✓	✓	✓	✓	✓
2-May-23	Regular Meeting	✓	✓	✓	✓	✓	✓	✓
16-May-23	Committee of the Whole	✓	✓	✓	✓	✓	✓	✓
18-May-23	Special Meeting (Virtual)	E	E	E	E	E	E	E
06-Jun-23	Regular Meeting	✓	✓	✓	✓	✓	✓	✓
15-Jun-23	Special Meeting (Virtual)	E	E	E	E	E	E	E
26-Jun-23	Committee of the Whole	✓	✓	✓	✓	✓	✓	✓
28-Jun-23	Special Meeting (Virtual)	E	E	E	E	E	E	E
03-Jul-23	Special Meeting (Virtual)	E	E	E	E	E	E	E
4-Jul-23	Regular Meeting	✓	✓	✓	✓	✓	✓	✓
11-Jul-23	Public Hearing	✓	✓	✓	✓	✓	✓	✓
18-Jul-23	Committee of the Whole	✓	✓	✓	✓	E	✓	✓
20-Jul-23	Special Meeting (Virtual)	E	E	E	A	E	E	E
01-Aug-23	Regular Meeting	✓	✓	✓	✓	E	✓	E
07-Aug-23	Special Meeting (Virtual)	E	E	E	E	E	E	E
08-Aug-23	Special Meeting (Virtual)	E	E	E	E	E	E	E
15-Aug-23	Committee of the Whole	C	C	C	C	C	C	C

Dates	Meetings	Mayor Bob Rochon	Ward 1 Councillor John Ereaux	Ward 2 Councillor Loretta Elderkin	Ward 3 Councillor Jeff Land	Ward 4 Councillor Jeff Jonah	Ward 5 Councillor Jim Coates	Ward 6 Councillor Heather Ward-Russell
17-Aug-23	Special Meeting	✓	✓	✓	✓	✓	✓	✓
23-Aug-23	Special Meeting	✓	E	E	✓	E	✓	✓
5-Sept-23	Regular Meeting	✓	✓	✓	✓	✓	✓	✓
19-Sept-23	Committee of the Whole	✓	✓	✓	✓	✓	✓	✓
20-Sept-23	Special Meeting	✓	✓	✓	✓	✓	✓	✓
27-Sept-23	Special Meeting	✓	✓	✓	✓	✓	✓	✓
03-Oct-23	Regular Meeting	✓	✓	✓	✓	✓	✓	✓
12-Oct-23	Special Meeting	✓	✓	E	E	✓	✓	✓
17-Oct-23	Committee of the Whole	✓	✓	✓	✓	E	A	✓
7-Nov-23	Regular Meeting	✓	✓	✓	✓	✓	✓	✓
21-Nov-23	Committee of the Whole	C	C	C	C	C	C	C
27-Nov-23	Special Meeting	✓	✓	E	✓	✓	✓	✓
05-Dec-23	Regular Meeting	✓	✓	✓	✓	✓	✓	✓
14-Dec-23	Special Meeting	✓	E	✓	✓	✓	✓	✓
19-Dec-23	Committee of the Whole	C	C	C	C	C	C	C
23-Dec-23	Special Meeting	✓	E	✓	✓	✓	✓	✓
27-Dec-23	Special Meeting	✓	E	E	✓	✓	E	E
30-Dec-23	Special Meeting	✓	E	E	✓	✓	✓	✓

Special Meeting of Council – April 6, 2023

A meeting of Council was held on this date; however, as no minutes were prepared or approved, there is no official record of the proceedings. No current staff were present at the meeting.

Closed Session Meetings

Closed session meetings are held only in circumstances outlined in section 68 (1) of the Local Governance Act.

Date	Agenda Item(s) Resolutions
10-Jan-23	Matter Pursuant to Local Governance Act 68 (1) (j) - labour and employment.
17-Jan-23	Matter Pursuant to Local Governance Act 68 (1) (j) - labour and employment.
24-Jan-23	Matter pursuant to Local Governance Act 68 (1) (j) - labour and employment.
06-Feb-23	Matter pursuant to Local Governance Act 68 (1) (j) - labour and employment.
21-Feb-23	Matter pursuant to Local Governance Act 68 (1) (j) - labour and employment; and Matter pursuant to Local Governance Act 68 (1) (c) - information that could cause financial loss or gain.
27-Feb-23	Matter pursuant to Local Governance Act 68 (1) (d) - disposition or acquisition of land; and Matter pursuant to Local Governance Act 68 (1) (f) - legal opinions or advice provided to the local government.
07-Mar-23	Matter pursuant to Local Governance Act 68 (1) (d) - disposition or acquisition of land.
21-Mar-23	Matter pursuant to Local Governance Act 68 (1) (f) - legal opinions or advice provided to the local government.
22-Mar-23	Matter Pursuant to Local Governance Act 68 (1) (j) - labour and employment.
04-Apr-23	Matter Pursuant to Local Governance Act 68 (1) (j) - labour and employment.
18-Apr-23	Matter Pursuant to Local Governance Act 68 (1) (j) - labour and employment.
02-May-23	Matter pursuant to Local Governance Act 68 (1) (d) - disposition or acquisition of land; and Matter Pursuant to Local Governance Act 68 (1) (j) - labour and employment.
16-May-23	Matter Pursuant to Local Governance Act 68 (1) (j) - labour and employment.
18-May-23	Matter Pursuant to Local Governance Act 68 (1) (j) - labour and employment.
06-Jun-23	Matter pursuant to Local Governance Act 68 (1) (a) - information which the confidentiality is protected by law.
15-Jun-23	Matter Pursuant to Local Governance Act 68 (1) (j) - labour and employment.
26-Jun-23	Matter Pursuant to Local Governance Act 68 (1) (j) - labour and employment.
28-Jun-23	Matter Pursuant to Local Governance Act 68 (1) (j) - labour and employment.
03-Jul-23	Matter Pursuant to Local Governance Act 68 (1) (j) - labour and employment.
04-Jul-23	Matter Pursuant to Local Governance Act 68 (1) (j) - labour and employment.
18-Jul-23	Matter Pursuant to Local Governance Act 68 (1) (j) - labour and employment.
20-Jul-23	Matter Pursuant to Local Governance Act 68 (1) (j) - labour and employment.

01-Aug-23	Matter pursuant to Local Governance Act 68 (1) (d) - disposition or acquisition of land; and Matter Pursuant to Local Governance Act 68 (1) (j) - labour and employment.
07-Aug-23	Matter Pursuant to Local Governance Act 68 (1) (j) - labour and employment.
08-Aug-23	Matter Pursuant to Local Governance Act 68 (1) (j) - labour and employment.
23-Aug-23	Matter Pursuant to Local Governance Act 68 (1) (j) - labour and employment.
05-Sep-23	Matter Pursuant to Local Governance Act 68 (1) (j) - labour and employment.
19-Sept-23	Matter pursuant to Local Governance Act 68 (1) (d) - disposition or acquisition of land; and Matter Pursuant to Local Governance Act 68 (1) (j) - labour and employment.
03-Oct-23	Matter pursuant to Local Governance Act 68 (1) (d) - disposition or acquisition of land; and Matter Pursuant to Local Governance Act 68 (1) (j) - labour and employment.
12-Oct-23	Matter pursuant to Local Governance Act 68 (1) (j) - labour and employment.
17-Oct-23	Matter pursuant to Local Governance Act 68 (1) (b) - personal information as defined by RTIPPA; Matter pursuant to Local Governance Act 68 (1) (d) - disposition or acquisition of land; and Matter Pursuant to Local Governance Act 68 (1) (j) - labour and employment.
07-Nov-23	Matter pursuant to Local Governance Act 68 (1) (b) - personal information as defined by RTIPPA.
27-Nov-23	Matter Pursuant to Local Governance Act 68 (1) (j) - labour and employment.
05-Dec-23	Matter pursuant to Local Governance Act 68 (1) (d) - disposition or acquisition of land; and Matter Pursuant to Local Governance Act 68 (1) (j) - labour and employment.
14-Dec-23	Matter pursuant to Local Governance Act 68 (1) (j) - labour and employment.

Donations, Grants, Financial Contributions

The following financial contributions were made to:

Amount	Recipient	Cause
\$125.00	CRHS 2023 Graduate	Bursary
\$125.00	CRHS 2023 Graduate	Bursary
\$125.00	Riverview High 2023 Graduate	Bursary
\$125.00	Riverview High 2023 Graduate	Bursary
\$8,000.00	Hillsborough District Minor Hockey	Recreation Grant
\$3,700.00	Fundy Blades	Recreation Grant
\$100.00	Caledonia Regional High School	Dragon Boat
\$1,000.00	Albert County Exhibition	Sponsorship
\$2,000.00	Harvey Hall	Grant
\$2,000.00	Albert County Historical Society	Grant
\$3,000.00	Fundy Guild/Friends of Fundy	Rising Tides Trail & Tunes
\$500.00	Eric Steeves Charity Golf Tournament	Sponsorship
\$100.00	CRHS Yearbook	Yearbook Sponsorship
\$400.00	Shepody Fish and Game Association	Grant
\$200.00	Fundy Tourism	Grant
\$500.00	Caledonia Regional High School	High School Lunch Program
\$2,000.00	Kiwanis	Operational Grant
\$200.00	Riverside-Albert Recreation Council	Annual Santa Visit
\$3,000.00	Literacy Express	Operational Grant
Total - \$27,200.00		

2023 Grants Received

The following provides an overview of the grants awarded to Fundy Albert in 2023:


Funder	Amount	Project
SEED Program	\$9,234	Student Subsidy
Canada Summer Jobs	\$6,199	Student Subsidy
Heritage Canada	\$6,750	Canada Day Event
Federation of Canadian Municipalities	\$29,996	Asset Management Plan
ACOA	\$207,544	Riverside-Albert Playground
Dept. of Transportation and Infrastructure	\$200,072	Alma Culvert Repair

Funder	Amount	Project
Regional Development Corp.	\$190,767	Alma Water System Upgrades
Regional Development Corp.	\$456,876	Riverside-Albert Water System Upgrades


Fundy Albert

56 PERMITS ISSUED
\$ 11,388,571 CONSTRUCTION VALUE

PERMITS ISSUED by Type



VALUE OF PERMIT by Type



<p>PERMIT HIGH POINTS</p>	<p>2 NEW Mini/Mobile Homes</p>	<p>1 permit issued for Single Dwelling Unit Additions</p>	<p>31 NEW Homes constructed</p> <p>\$340,240 average construction value</p>
	<p>1 NEW DECK permit issued</p> <p>1 Alteration permit issued</p> <p>6 NEW FENCE permits issued</p>	<p>1 permit issued for Garage and Accessory Building Additions</p>	<p>12 NEW Garages and Accessory Buildings</p>

PROPERTY TAX RATES AND USER CHARGES

Property Tax Rates & Property Tax Base

The Village, in light of Local Governance Reform, has eight sub-units, or geographic areas within the Village that correspond with respective taxation authorities, each with their own tax rate(s). The total assessment for the Village was \$ 513,762,800
 The approved General Operating Budget for the year totals \$5,179,702 million

Sub-unit	Residential Assessment	Non-Residential Assessment
Alma (V)	30,717,900	3,832,200
Alma (LD)	4,291,500	1,842,800
Harvey (LD)	26,410,600	835,900
Riverside-Albert (V)	23,843,700	1,389,900
Hopewell (LD)	33,689,000	4,134,600
Hillsborough (V)	99,888,700	3,955,300
Hillsborough Parish (LD)	95,400,900	1,938,200
Coverdale (LD)	180,665,000	926,600

In former LSDs, property tax rates are set with two rates:

- Special Provincial Levy: \$0.4115 per every \$100 of residential assessment, payable to the Government of New Brunswick for services that remain under the responsibility of the Department of Transportation and Infrastructure (DTI). This includes roadwork, snow plowing, ditching, pothole patching, etc. and is a standard rate across all former LSDs in the province. In Municipalities that were incorporated before Local Governance Reform, these expenses are covered under the “Transportation” service area
- Local Government Tax Rate: This rate is set by the Local Government for services offered by the Municipality.

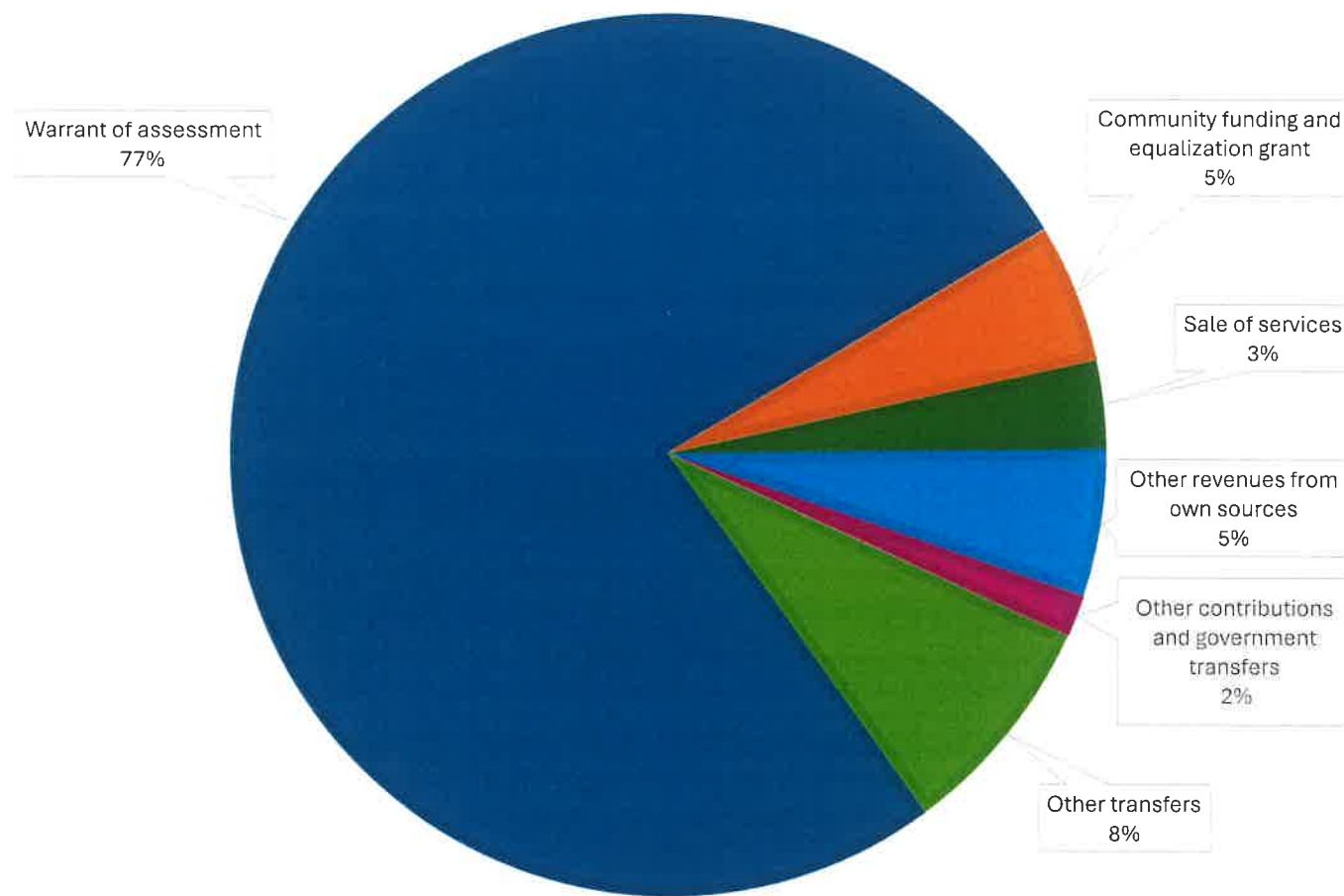
SUB-UNIT	LOCAL GOVERNMENT RATE	SPECIAL PROVINCIAL LEVY	TOTAL TAX RATE
Alma (V)	1.5669		1.5669
Alma (LD)	0.5223	0.4115	0.9338
Harvey (LD)	0.5616	0.4115	0.9731
Riverside-Albert (V)	1.3936		1.3936
Hopewell (LD)	0.5226	0.4115	0.9341
Hillsborough (V)	1.3026		1.3026
Hillsborough Parish (LD)	0.4661	0.4115	0.8776
Coverdale (LD)	0.5001	0.4115	0.9116

WHERE DOES THE VILLAGE'S REVENUE COME FROM?

Your property taxes support the delivery of key services and are the primary source of funding for the Village's operating budget.

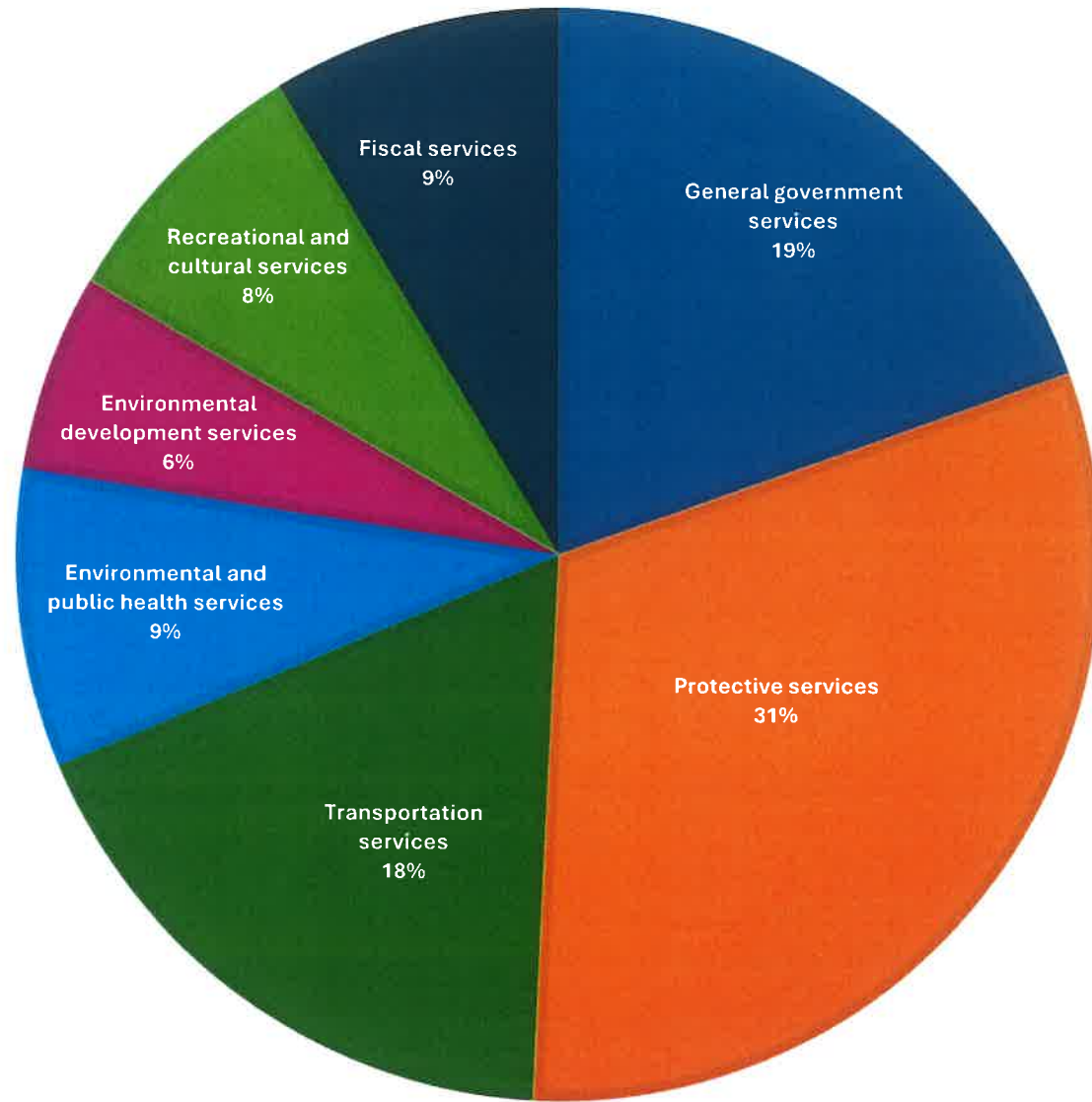
REVENUE	BUDGET	ACTUAL
Warrant of assessment	\$ 4,116,546	\$ 4,116,545
Community funding and equalization grant	\$ 274,915	\$ 274,915
Sale of services	\$ 204,155	\$ 174,202
Other revenues from own sources	\$ 81,177	\$ 289,712
Other contributions and government transfers	\$ -	\$ 82,769
Other transfers	\$ 502,909	\$ 444,493
TOTAL	\$ 5,179,702	\$ 5,382,636

FUNDY ALBERT REVENUE BY SOURCE



HOW YOUR TAX DOLLARS ARE SPENT

FUNDY ALBERT EXPENDITURES BY DEPARTMENT



EXPENDITURES	BUDGET	ACTUAL
General government services	\$ 827,360	\$ 998,831
Protective services	\$ 1,740,052	\$ 1,592,938
Transportation services	\$ 1,096,957	\$ 912,747
Environmental and public health services	\$ 459,325	\$ 452,738
Environmental development services	\$ 349,503	\$ 298,651
Recreational and cultural services	\$ 515,847	\$ 408,292
Fiscal services	\$ 190,658	\$ 441,496
TOTAL	\$ 5,179,702	\$ 5,105,693

General Government Services

This department is responsible for the overall governance and financial administration of Fundy Albert. This includes council functions, general and financial management, legal matters and compliance with legislation, as well as civic relations.

Total Budget: \$827,360

Total Expenditures: \$998,831

Protective Service

This department is responsible for the provision of policing services, fire protection, emergency measures, animal control and protective measures.

Total Budget: \$1,740,052

Total Expenditures: \$1,592,938

Transportation Services

This department is responsible for common services, roads and streets maintenance, street lighting, traffic services, parking and other transportation related functions.

Total Budget: \$1,096,957

Total Expenditures: \$912,747

Environmental Health Services

This department is responsible for the provision of waste collection and disposal

Total Budget: \$437,743

Total Expenditures: \$442,417

Public Health Services

This department is responsible for supporting essential services that protect community health, safety and well being.

Total Budget: \$21,582

Total Expenditure: \$10,321

Environmental Development Services

This department is responsible for planning and zoning, community development, tourism and other municipal development and promotion services.

Total Budget: \$349,503

Total Expenditures: \$298,651

Recreation and Cultural Services

This department is responsible for the maintenance and operation of recreational and cultural facilities including the community centre, parks and playgrounds and other recreational and cultural facilities.

Total Budget: \$515,847

Total Expenditures: \$408,292

Fiscal Services

Fiscal Services include capital purchases, debenture payments, and transfers to operating and capital reserve funds (for future expenditures/projects). This also includes Deficit of second previous year

Total Budget: \$190,658

Total Expenditures: \$441,496

Water and Wastewater Services

Water and sewer operations are funded through user fees rather than property taxes.

Alma Water and Sewer		
	Budget	Actual
Water Revenue	\$76,540	\$77,839
Wastewater Revenue	\$122,590	\$123,031
Connection Fee(s)	\$1,000	0
Other revenue from own sources	\$3,800	\$646
Other transfers	\$65,312	\$65,312
Total	\$269,242	\$266,828
Water Expense	\$84,251	\$129,935
Wastewater Expense	\$81,267	\$65,242
Fiscal services	\$103,724	\$87,990
Total	\$269,242	\$283,167

Alma 2023 Water and Sewer Rates

Annual Water - \$356

Annual Wastewater - \$553

Total Annual Water and Wastewater - \$889

Riverside-Albert Water and Sewer		
	Budget	Actual
Water Revenue	\$122,619	\$122,397
Wastewater Revenue	\$110,002	\$111,266
Connection Fee(s)	0	\$2,000
Other revenue from own sources	\$5,000	\$7,431
Other transfers	\$74,938	\$74,435
Total	\$312,559	\$317,529
Water Expense	\$118,375	\$116,533
Wastewater Expense	\$63,377	\$69,490
Fiscal services	\$130,807	\$123,574
Total	\$312,559	\$309,597

Riverside-Albert 2023 Water and Sewer Rates

Annual Water - \$425

Annual Wastewater - \$444

Total Annual Water and Wastewater - \$869

Riverside-Albert 2023 Water and Sewer Rates - Residential

Annual Water - \$425

Annual Wastewater - \$444

Total Annual Water and Wastewater - \$869

Riverside-Albert 2023 Water and Sewer Rates - Residential Plus and Commercial

Annual Water - \$441

Annual Wastewater - \$509

Total Annual Water and Wastewater - \$950

Riverside-Albert 2023 Water and Sewer Rates - Institutional

Annual Total - \$89,810

Riverside-Albert 2023 Water Rates- Industrial

Annual Total - \$ 8,607

Hillsborough Water and Sewer		
	Budget	Actual
Water Revenue	\$204,616	\$201,216
Wastewater Revenue	\$269,355	\$265,108
Connection Fee(s)	\$0	\$1,000
Other revenue from own sources	\$24,980	\$19,831
Other transfers	\$70,458	\$30,958
Total	\$569,409	\$518,113
Water Expense	\$163,225	\$141,334
Wastewater Expense	\$148,530	\$118,534
Fiscal services	\$257,654	\$209,006
Total	\$569,409	\$468,874

Hillsborough 2023 Water and Sewer Rates

Annual Water - \$306

Annual Wastewater - \$361

Total Annual Water and Wastewater - \$667

Consolidated Financial Statements

The following attachment contains the consolidated financial statements for Fundy Albert for year ended December 31, 2023.

FUNDY ALBERT
FINANCIAL STATEMENTS
YEAR ENDED DECEMBER 31, 2023

**FUNDY ALBERT
CONTENTS
AS AT DECEMBER 31, 2023**

	<u>Pages</u>
Management's Responsibility for Financial Reporting	1
Independent Auditor's Report	2 - 4
Financial Statements	
Statement of Operations	5
Statement of Financial Position	6
Statement of Changes in Net Debt	7
Statement of Cash Flow	8
Notes to the Financial Statements	9 - 31

MANAGEMENT'S RESPONSIBILITY FOR FINANCIAL REPORTING

The accompanying financial statements of Fundy Albert (the "Municipality") are the responsibility of the Municipality's management and have been prepared in compliance with legislation and in accordance with generally accepted accounting principles for local government established by the Public Sector Accounting Board of the Chartered Professional Accountants of Canada. A summary of the significant accounting policies are described in the notes to the financial statements. The preparation of financial statements necessarily involves the use of estimates based on management's judgement, particularly when transactions affecting the current period cannot be finalized with certainty until future periods.

The Municipality's management maintains a system of internal controls designed to provide reasonable assurance that assets are safeguarded, transactions are properly authorized and recorded in compliance with legislative and regulatory requirements, and reliable financial information is available on a timely basis for preparation of the financial statements. These systems are monitored and evaluated by management.

Council meets with management and the external auditors to review the financial statements and discuss any significant financial reporting or internal control matters prior to their approval of the financial statements.

The financial statements have been audited by Ascend LLP, independent external auditors appointed by the Municipality. The accompanying Independent Auditor's Report outlines their responsibilities, the scope of their examination and their opinion of the Municipality's financial statements.



Mayor of Fundy Albert
Jim Campbell



Clerk, Fundy Albert
Kimberly Beers

INDEPENDENT AUDITOR'S REPORT

To His Worship The Mayor and Members of Municipality Council

Qualified Opinion

We have audited the accompanying financial statements of Fundy Albert (the "Municipality"), which comprise the statement of financial position as at December 31, 2023 and the statements of operations, changes in net debt and cash flow for the year then ended, and notes to the financial statements, including a summary of significant accounting policies.

In our opinion, except for the effects of the matter described in the *Basis for Qualified Opinion* section of our report, the accompanying financial statements present fairly, in all material respects, the financial position of the Municipality, as at December 31, 2023 and the results of its operations, changes in net debt and its cash flow for the year ended in accordance with Canadian Public Sector Accounting Standards (PSAS).

Basis for Qualified Opinion

Canadian Public Sector Accounting Standards (PSAS) Section PS 3280, *Asset Retirement Obligations*, effective January 1, 2023, required the recognition and disclosure for asset retirement obligations when a legal obligation exists with the retirement of tangible capital assets. Management has not performed an assessment to identify or measure asset retirement obligations in accordance with this standard. As a result, we were unable to determine whether adjustments may be required to liabilities, expenses, annual surplus, accumulated surplus, and related disclosures as at and for the year ended December 31, 2023.

We conducted our audit in accordance with Canadian generally accepted auditing standards. Our responsibilities under those standards are further described in the *Auditor's Responsibilities for the Audit of the Financial Statements* section of our report. We are independent of the Municipality in accordance with the ethical requirements that are relevant to our audit of the financial statements in Canada, and we have fulfilled our other ethical responsibilities in accordance with those requirements. We believe that the audit evidence we have obtained is sufficient and appropriate to provide a basis for our opinion.

Emphasis of Matter

We draw attention to Note 2 of these financial statements, which denotes that on January 1, 2023 there was an amalgamation of the Village of Riverside-Albert, the Village of Hillsborough, the Village of Alma, and with certain unincorporated areas contiguous to Fundy Albert which were not under common control.

Our opinion is not modified in respect of this matter.

Responsibilities of Management and Those Charged with Governance for the Financial Statements

Management is responsible for the preparation and fair presentation of the accompanying financial statements in accordance with Canadian Public Sector Accounting Standards, and for such internal control as management determines is necessary to enable the preparation of financial statements that are free from material misstatement, whether due to fraud or error.

In preparing the financial statements, management is responsible for assessing the Municipality's ability to continue as a going concern, disclosing, as applicable, matters related to going concern and using the going concern basis of accounting unless management intends to liquidate the Municipality or to cease operations, or has no realistic alternative but to do so.

Those charged with governance are responsible for overseeing the Municipality's financial reporting process.

Auditor's Responsibilities for the Audit of the Financial Statements

Our objectives are to obtain reasonable assurance about whether the financial statements as a whole are free from material misstatement, whether due to fraud or error, and to issue an auditor's report that includes our opinion. Reasonable assurance is a high level of assurance, but is not a guarantee that an audit conducted in accordance with Canadian generally accepted auditing standards will always detect a material misstatement when it exists. Misstatements can arise from fraud or error and are considered material if, individually or in the aggregate, they could reasonably be expected to influence the economic decisions of users taken on the basis of these financial statements.

As part of an audit in accordance with Canadian generally accepted auditing standards, we exercise professional judgment and maintain professional skepticism throughout the audit. We also:

- Identify and assess the risks of material misstatement of the financial statements, whether due to fraud or error, design and perform audit procedures responsive to those risks, and obtain audit evidence that is sufficient and appropriate to provide a basis for our opinion. The risk of not detecting a material misstatement resulting from fraud is higher than for one resulting from error, as fraud may involve collusion, forgery, intentional omissions, misrepresentations, or the override of internal control.
- Obtain an understanding of internal control relevant to the audit in order to design audit procedures that are appropriate in the circumstances, but not for the purpose of expressing an opinion on the effectiveness of the Municipality's internal control.
- Evaluate the appropriateness of accounting policies used and the reasonableness of accounting estimates and related disclosures made by management.
- Conclude on the appropriateness of management's use of the going concern basis of accounting and, based on the audit evidence obtained, whether a material uncertainty exists related to events or conditions that may cast significant doubt on the Municipality's ability to continue as a going concern. If we conclude that a material uncertainty exists, we are required to draw attention in our auditor's report to the related disclosures in the financial statements or, if such disclosures are inadequate, to modify our opinion. Our conclusions are based on the audit evidence obtained up to the date of our auditor's report. However, future events or conditions may cause the Municipality to cease to continue as a going concern.
- Evaluate the overall presentation, structure and content of the financial statements, including the disclosures, and whether the financial statements represent the underlying transactions and events in a manner that achieves fair presentation.

Independent Auditor's Report to His Worship The Mayor and Members of Council of the Municipality

We communicate with those charged with governance regarding, among other matters, the planned scope and timing of the audit and significant audit findings, including any significant deficiencies in internal control that we identify during our audit.

A handwritten signature in black ink that reads "Ascend". The letter "A" is large and stylized, with a horizontal line underneath the entire word.

Ascend LLP
Chartered Professional Accountants
Sussex, New Brunswick
March 30, 2026



Fundy Albert
Statement of Operations
Year Ended December 31, 2023

	2023 Budget (Unaudited)	2023 Actual
Revenue		
Warrant of assessment	\$ 4,116,546	\$ 4,116,545
Community funding and equalization grant	274,915	274,915
Other contributions and government transfers	22,500	1,190,524
Sale of services	204,155	174,202
Other revenues from own sources	81,177	340,973
Water and wastewater revenue	940,502	903,857
	<u>5,639,795</u>	<u>7,001,016</u>
Expenditures		
General government services	1,520,358	1,552,610
Protective services	1,740,052	1,592,936
Transportation services	1,096,957	912,747
Environmental health services	437,743	442,417
Public health services	21,582	10,321
Environmental development services	349,503	298,651
Recreational and cultural services	515,847	408,292
Water and wastewater	1,037,762	837,517
	<u>6,719,804</u>	<u>6,055,491</u>
Annual surplus (deficit) (Notes 17, 18 and 20)	<u>\$ (1,080,009)</u>	945,525
Accumulated surplus, beginning of year (Note 2)		<u>16,957,698</u>
Accumulated surplus, end of year		<u>\$ 17,903,223</u>

The accompanying notes are an integral part of these financial statements

Fundy Albert**Statement of Financial Position**Year Ended December 31, 2023

	<u>2023</u>
FINANCIAL ASSETS	
Cash and cash equivalents (Note 4)	\$ 2,665,671
Receivables (Note 5)	<u>939,724</u>
	<u>3,605,395</u>
LIABILITIES	
Demand loans (Note 6)	689,592
Payables and accruals (Note 7)	996,458
Deferred revenue (Note 8)	785,625
Long term debt (Note 9)	<u>4,084,000</u>
	<u>6,555,675</u>
NET DEBT	<u>(2,950,280)</u>
NON-FINANCIAL ASSETS	
Tangible capital assets (Note 16)	37,317,116
Accumulated amortization (Note 16)	<u>(16,463,613)</u>
	<u>20,853,503</u>
ACCUMULATED SURPLUS	<u>\$ 17,903,223</u>



MAYOR

ADMINISTRATOR/CLERK

The accompanying notes are an integral part of these financial statements

Fundy Albert**Statement of Changes in Net Debt**Year Ended December 31, 2023

	2023
Annual surplus	\$ 945,525
Acquisition of tangible capital assets	(1,688,114)
Amortization of tangible capital assets	914,398
Gain on disposal of tangible capital assets	(10,727)
Proceeds on disposal of tangible capital assets	<u>38,751</u>
	199,833
Change in prepaid expense	<u>15,629</u>
Decrease in net debt	215,462
Net debt, beginning of year (Note 2)	<u>(3,165,742)</u>
Net debt, end of year	<u>\$ (2,950,280)</u>

The accompanying notes are an integral part of these financial statements

Fundy Albert
Statement of Cash Flow
Year Ended December 31, 2023

	<u>2023</u>
Net inflow (outflow) of cash related to the following activities:	
Operating	
Annual surplus	\$ 945,525
Items not affecting cash:	
Amortization of tangible capital assets	914,398
Gain on disposal of tangible capital assets	(10,727)
	<u>1,849,196</u>
Change in non-cash working capital	
Receivables	(437,792)
Prepays	15,629
Payables and accruals	770,100
Deferred revenue	122,759
	<u>470,696</u>
	<u>2,319,892</u>
Capital	
Acquisition of tangible capital assets	(1,688,114)
Proceeds on disposal of tangible capital assets	38,751
	<u>(1,649,363)</u>
Financing	
Proceeds of long term debt	212,000
Repayments of long term debt	(501,000)
Proceeds of demand loans	689,592
	<u>400,592</u>
Net increase in cash and cash equivalents	1,071,121
Cash and cash equivalents:	
Beginning of year (Note 2)	<u>1,594,550</u>
End of year (Note 4)	<u>\$ 2,665,671</u>

The accompanying notes are an integral part of these financial statements

Fundy Albert**Notes to the Financial Statements**Year Ended December 31, 2023

1. Purpose of the Entity

Fundy Albert (the "Municipality") was incorporated as a Village by the Province of New Brunswick Local Governance Act effective January 1, 2023. As a Municipality, Fundy Albert is exempt from income tax under section 149(1)(c) of the Canadian Income Tax Act as a Public Service Body.

The Municipality provides municipal services such as police, fire, public works, engineering, parks and recreation, community development and other general government operations.

2. Amalgamation

On January 1, 2023 there was an amalgamation of the Village of Hillsborough, the Village of Riverside-Albert, the Village of Alma, and with certain unincorporated areas contiguous to Fundy Albert, which resulted in the following opening balances for the Municipality:

Financial Assets

Cash and Cash Equivalents	\$ 1,594,550
Receivables	501,932
	<u>2,096,482</u>

Liabilities

Payables and Accruals	226,358
Deferred Revenue	662,866
Long Term Debt	4,373,000
	<u>5,262,224</u>

NET DEBT(3,165,742)**Non-Financial Assets**

Tangible Capital Assets	35,707,319
Accumulated Amortization	(15,599,508)
	<u>20,107,811</u>

Prepaid Expenses	<u>15,629</u>
------------------	---------------

ACCUMULATED SURPLUS\$ 16,957,698**3. Summary of Significant Accounting Policies****Basis of Presentation**

The financial statements of Fundy Albert are the representations of management prepared in accordance with Canadian public sector accounting (PSA) standards. The financial statements include the additional disclosure requirements of the Department of Environment and Local Government of New Brunswick.

The focus of PSA financial statements is on the financial position of the Municipality and the changes thereto. The statement of financial position includes all of the assets and liabilities of the Municipality.

Significant aspects of the accounting policies adopted by the Municipality are as follows:

Fundy Albert**Notes to the Financial Statements**Year Ended December 31, 2023

3. Summary of Significant Accounting Policies (continued)**Reporting entity**

The financial statements reflect the assets, liabilities, revenues, expenditures and changes in net debt and cash flows of the reporting entity. The reporting entity is comprised of all organizations and enterprises accountable for the administration of their affairs and resources to the Municipality and which are owned or controlled by the Municipality.

Interdepartmental and organizational transactions and balances are eliminated.

Budget

The budget figures contained in these financial statements were approved by the Transition Facilitator (appointed by the Minister) on December 21, 2022 and the Minister of Local Government on January 9, 2023.

Revenue recognition

Warrant revenue represents annual property tax levy administered and collected by the Province of New Brunswick on behalf of all New Brunswick Municipalities for municipal services.

Government transfers are recognized as revenue in the period that the transfer is authorized, eligibility criteria have been met by the Municipality, and a reasonable estimate of the amount to be received can be made.

Sale of services and other revenue from own sources including licenses and permits, fines, other, and water and wastewater are recorded on an accrual basis and recognized as earned which is usually when services are provided or facilities are utilized.

Government transfers

Government transfers and grants are recognized in the financial statements as revenues in the period in which events giving rise to the transfer occur, provided the transfers are authorized, all eligibility criteria or stipulations have been met and reasonable estimates of the amounts can be made. Transfers received for which the above have not been met are included in deferred revenues. Government transfers without eligibility criteria or stipulations are recognized as revenue when the transfer is authorized.

Expense recognition

Expenses are recognized in the period that the goods and services were acquired and a liability was incurred. Expenses are recorded on an accrual basis.

Financial instruments

The Municipality's financial instruments consist of cash and cash equivalents, receivables, demand loans, payables and accruals and long term debt. Unless otherwise noted, it is management's opinion that the Municipality is not exposed to significant liquidity, currency or other price risks arising from these financial instruments.

The Municipality is subject to credit risk through receivables. The Municipality maintains a provision for credit losses, and minimizes credit risk through on-going credit management.

Market risk is the risk that the fair value or future cash flows of a financial instrument will fluctuate because of changes in market prices. Market risk comprises three types of risk: currency rate risk, interest rate risk and other price risk. The Municipality is mainly exposed to interest rate risk.

Interest rate risk is the risk that the fair value or future cash flows of a financial instrument will fluctuate because of changes in market interest rates. The Municipality is exposed to interest rate risk on its fixed and floating interest rate financial instruments. Fixed-rate financial instruments subject the Municipality to a fair value risk, while the floating-rate financial instruments subject the Municipality to cash flow risk.

Cash and cash equivalents

Cash and cash equivalents are comprised of cash on hand, bank overdrafts, demand deposits, restricted cash and short term investments that are readily convertible to known amounts of cash.

Fundy Albert**Notes to the Financial Statements**Year Ended December 31, 2023

3. Summary of Significant Accounting Policies (continued)**Deferred revenues**

Deferred revenue includes grants, contributions and other amounts received from third parties pursuant to legislation, regulation and agreement which may only be used in certain programs, in the completion of specific work, or the purchase of tangible capital assets. In addition, certain user charges and fees are collected for which the related services have yet to be performed. Revenue is recognized in the period when the related expenses are incurred, services performed or the tangible capital assets are acquired. In addition, all funds from external parties and earnings thereon restricted by agreement or legislation are accounted for as deferred revenues until used for the purpose specified.

Non-financial assets

Non-financial assets are not available to discharge existing liabilities and are held for use in the provision of services. They have useful lives extending beyond the current year and are not intended for sale in the normal course of operations. The change in non-financial assets during the year, together with the excess of revenue over expenses, provides the change in net assets or debt for the year.

Tangible capital assets

Tangible capital assets are recorded at cost which includes all amounts that are directly attributable to acquisition, construction, development or betterment of the asset. The cost of the tangible capital asset is amortized on a straight line basis over the estimated useful life as follows:

<u>Asset type</u>	<u>Years</u>
Buildings	20 - 50 years
Vehicles and equipment	5 - 20 years
Roads, streets, storm sewers and engineering structures	2 - 50 years
Water supply and sewer collection and disposal	25 - 80 years

Annual amortization is charged in the year of acquisition based on the date the asset becomes available for use. Assets under construction are not amortized until the asset is available for productive use.

Contributed tangible capital assets

Tangible capital assets received as contributions are recorded at their fair value and as revenue at the date of receipt. Fair value is determined by the Municipality using current expected construction costs for similar assets. Where the estimate of fair value cannot be made or where there is no future benefit related to the assets, the tangible capital asset is recognized at a nominal value.

Use of estimates

The preparation of the financial statements in conformity with Canadian Public Sector Accounting Standards requires management to make estimates that affect the reported amount of assets and liabilities and disclosure of contingent liabilities at the date of the financial statements and the reported amount of revenues and expenses during the reporting period. These estimates are reviewed periodically, and as adjustments become necessary, they are reported in earnings in the period in which they become known. Actual results may differ from those estimates. Areas requiring the greatest degree of estimation include useful life of tangible capital assets.

Fundy Albert**Notes to the Financial Statements**Year Ended December 31, 2023

3. Summary of Significant Accounting Policies (continued)**Reserve funds**

Under the local Governance Act of New Brunswick, Council may establish discretionary reserves for each of its operating and capital funds. In addition, the Community Planning Act requires that a Statutory Land Reserve be established and maintained for the purpose of acquiring and developing land held for public purposes.

Certain amounts, as approved by the Municipality Council, are set aside in reserve funds for future operating and capital purposes. Transfers to and from reserve funds are recorded as an adjustment to accumulated surplus of that fund.

Segmented information

The Municipality is a diversified municipal unit that provides a wide range of services to its residents. For management reporting purposes, the Municipality's operations and activities are organized and reported by function. This presentation was created for the purpose of recording specific activities to attain certain objectives in accordance with special regulations, restrictions or limitations. Municipal services are provided by departments as follows:

GENERAL GOVERNMENT SERVICES

This department is responsible for the overall governance and financial administration of the Municipality. This includes Council functions, general and financial management, legal matters and compliance with legislation, as well as, civic relations.

PROTECTIVE SERVICES

This department is responsible for the provision of policing services, fire protection, emergency measures, animal control and protective measures.

TRANSPORTATION SERVICES

This department is responsible for common services, roads and streets maintenance, street lighting, traffic services, parking and other transportation related functions.

PUBLIC HEALTH SERVICES

This department is responsible for supporting essential services that protect community health, safety and well being.

ENVIRONMENTAL HEALTH SERVICES

This department is responsible for the provision of waste collection and disposal.

ENVIRONMENTAL DEVELOPMENT SERVICES

This department is responsible for planning and zoning, community development, tourism and other municipal development and promotion services.

RECREATIONAL AND CULTURAL SERVICES

This department is responsible for the maintenance and operation of recreational and cultural facilities, including the community center, parks and playgrounds and other recreational and cultural facilities.

WATER AND WASTEWATER SYSTEMS

This department is responsible for the provision of water and sewer services, including the maintenance and operation of the underground networks.

Fundy Albert**Notes to the Financial Statements**Year Ended December 31, 2023

4. Cash and Cash Equivalents

	<u>2023</u>
Cash and cash equivalents - restricted	
Cash	\$ 1,460,813
Guaranteed Investment Certificates, bearing interest at 4.20%-4.75%, maturing December 2024	325,433
	<u>1,786,246</u>
Cash and cash equivalents - unrestricted	
Cash	943,785
Bank overdrafts	(64,360)
	<u>879,425</u>
	<u>\$ 2,665,671</u>

The Municipality has revolving demand facilities with Royal Bank of Canada for general operating purposes, with a maximum authorized limit of \$150,000, bearing interest at Royal Bank Prime plus 2.00% per annum. As at year end, the Municipality had \$85,640 available for use. The facilities are secured by a borrowing resolution.

The Municipality is subject to non-financial covenants related to these facilities, of which, it is in violation.

The Municipality's restricted cash balances consist of amounts included in reserve funds which can only be accessed through Council Resolution. Restricted cash in the Community Building Fund (formerly Gas Tax Fund) can only be used for approved projects.

Restricted cash balances consist of:

	<u>2023</u>
Community Building Fund (formerly Gas Tax Fund) (Note 8)	\$ 611,117
General Operating Reserve (Note 19)	105,378
General Capital Reserve (Note 19)	592,337
Utility Operating Reserve (Note 19)	149,079
Utility Capital Reserve (Note 19)	328,335
	<u>\$ 1,786,246</u>

5. Receivables

The receivables in the statement of financial position consist of the following:

	<u>2023</u>
<u>General:</u>	
Trade receivables - general operating fund	\$ 93,334
Trade receivable - general capital fund	3,940
Trade receivables - utility operating fund	318,421
Allowance for doubtful accounts - utility operating fund	(15,362)
	<u>\$ 400,333</u>

Fundy Albert

Notes to the Financial Statements

Year Ended December 31, 2023

5. Receivables (continued)

	2023
<u>Federal Government and its agencies</u>	
Harmonized sales tax receivable - general operating fund	\$ 164,877
Harmonized sales tax receivable - general capital fund	1,248
Harmonized sales tax payable - utility operating fund	(17,190)
Harmonized sales tax receivable - utility capital fund	2,869
	<u>151,804</u>
<u>Province of New Brunswick:</u>	
Environmental Trust Fund (ETF)	19,198
Federation of Canadian Municipalities	29,996
Community Building Fund (Note 8)	138,321
Department of Transportation and Infrastructure	200,072
	<u>387,587</u>
	<u>\$ 939,724</u>

6. Demand loans

The Municipality has demand loans for capital purposes, with a maximum authorized limit of \$1,382,423, bearing interest at Royal Bank Prime plus 0.00% per annum. As at year end, the Municipality had \$692,831 available for use. Security is as disclosed in Note 4.

The demand loans were refinanced with a debenture in 2025.

7. Payables and Accruals

The payables and accruals include the following

	2023
Trade payables - general operating fund	\$ 619,608
Payroll liabilities - general operating fund	18,557
Trade payables - general capital fund	209,372
Trade payables - utility operating fund	148,921
	<u>\$ 996,458</u>

The Municipality has a credit card facility for general operating purposes, with a maximum authorized limit of \$25,000, bearing interest at 19.99%. As at year end, the Municipality had \$18,613 available for use.

8. Deferred revenues

	2023			
	Balance, beginning of year	Received	Recognized	Balance, end of year
General Capital Fund - Community Building Fund (formerly Gas Tax Fund)	\$ 627,129	\$ 122,309	\$ -	\$ 749,438
General Operating Fund - other	19,024	450	-	19,474
General Utility Fund - other	16,713	-	-	16,713
	<u>\$ 662,866</u>	<u>\$ 122,759</u>	<u>\$ -</u>	<u>\$ 785,625</u>

Fundy Albert

Notes to the Financial Statements

Year Ended December 31, 2023

9. Long Term Debt

New Brunswick Municipal Financing Corporation

2023

Debentures:

BZ-24	0.300% - 1.350%, due 2026, OIC #09-006	\$	59,000
CC-17	4.700% - 3.953%, due 2027, OIC #21-0054		28,000
BR-29	1.650% - 2.900%, due 2027, OIC #16-0061		118,000
CE-24	5.245% - 4.835%, due 2033, OIC #07-0018		212,000
BW-47	1.950% - 2.800%, due 2034, OIC #19-0064		25,000
BL-33	1.200% - 3.700%, due 2034, OIC #03-0019, 04-0055		587,000
BY-34	0.500% - 2.300%, due 2035, OIC #18-0049		407,000
BO-30	1.450% - 3.750%, due 2036, OIC #05-0110, 15-0092		88,000
BU-35	2.550% - 3.700%, due 2038, OIC #17-0079		543,000
BT-28	2.100% - 3.700%, due 2038, OIC #09-0130		1,289,000
BW-31	1.950% - 2.950%, due 2039, OIC #09-0036		70,000
BY-35	0.500% - 2.800%, due 2040, OIC #18-0007		658,000
		\$	4,084,000

The above debentures by fund are as follows:

General Capital Fund	\$	637,000
Utility Capital Fund		3,447,000
	\$	4,084,000

Approval of the Municipal Capital Borrowing Board has been obtained for the long term debt.

Principal payments required during the next five years are as follows:

2024	\$	251,000
2025	\$	259,000
2026	\$	265,000
2027	\$	252,000
2028	\$	219,000
Thereafter	\$	2,838,000

During the year, interest in the amount of \$137,623 was paid by the Municipality relating to the above noted debentures.

Fundy Albert**Notes to the Financial Statements**Year Ended December 31, 2023

10. Short-Term Borrowings Compliance**Interim borrowing for capital**

Short-term borrowing in the General Capital Fund and Utility Capital Fund is as disclosed in Note 6

Operating fund borrowing

As prescribed in the Local Governance Act, borrowing to finance General Fund operations is limited to 4% of the Municipality's operating budget. Borrowing to finance Utility Fund operations is limited to 50% of the operating budget for the year. In 2023, the Municipality has complied with the restrictions of the General Operating Fund and the Utility Operating Fund.

Interfund borrowing

The Municipal Financial Reporting Manual requires that short term interfund borrowings be repaid in the next year unless the borrowing is for a capital project. In the case of capital projects, the amount borrowed has to be repaid within one year of the completion of the project. The amounts payable between funds are not in compliance with the requirements.

11. Contingent Liabilities

For the purpose of the accompanying financial statements, contingent liabilities have been evaluated by management.

There were no contingent liabilities that would have a material impact on these financial statements.

12. Corresponding Figures

The financial statements have not been prepared on a corresponding basis because corresponding information is not available, as this is a new entity comprised of the former Village of Hillsborough, the former Village of Riverside Albert, the former Village of Alma, and certain former unincorporated areas contiguous to Fundy Albert (see note 2).

13. Water and Sewage Operating Fund Surplus (Deficit)

The Local Governance Act requires the Water and Sewage Fund surplus or deficit amounts to be absorbed into one or more of the three operating budgets, commencing with the second following year. The balance of the surplus (deficit) at the end of the year consists of:

	2023
2023 Surplus	\$ 40,832
2022 Surplus	159,902
2021 Surplus	148,205
	<u>\$ 348,939</u>

14. Water Cost Transfer

The Municipalities water cost transfer for fire protection is within the maximum allowable by Regulation 2020-52 under the Local Governance Act based upon the applicable percentage of water system expenditures for the population.

Fundy Albert**Notes to the Financial Statements**Year Ended December 31, 2023

15. Federal and Provincial Funding

In 2023, grants were received from the following organizations and are included in the General Operating Fund

	<u>2023</u>
Province of New Brunswick - LSD second prior year surplus	\$ 60,616
SEED Program	9,234
Heritage Canada	6,720
Canada Summer Jobs	6,199
	<u>\$ 82,769</u>

In 2023, grants were received from the following organizations and are included in the General Capital Fund:

	<u>2023</u>
Federation of Canadian Municipalities - Asset Management Plan	\$ 29,996
ACOA - Riverside-Albert playground	207,544
Department of Transportation and Infrastructure - Alma culvert repair	200,072
	<u>\$ 437,612</u>

In 2023, grants were received from the following organizations and are included in the Utility Operating Fund:

Province of New Brunswick - unconditional transfer	<u>\$ 22,500</u>
--	------------------

In 2023, grants were received from the following organizations and are included in the Utility Capital Fund:

	<u>2023</u>
Regional Development Corporation - Alma water system upgrade	\$ 190,767
Regional Development Corporation - Riverside-Albert water system upgrade	456,876
	<u>647,643</u>
	<u>\$ 1,190,524</u>

16. Schedule of Tangible Capital Assets

	Land	Buildings	Vehicles and Equipment	Roads, Streets, Storm Sewers and Engineering structures	Water Supply, Sewer Collection and Disposal	2023 Total
Cost						
Balance, beginning of year	\$ 619,676	\$ 8,081,594	\$ 3,013,127	\$ 4,437,512	\$ 21,552,210	\$ 35,707,319
Add:						
Net additions during the year			178,181	101,003	307,567	1,389,114
Less:						
Disposals during the year			78,317			78,317
Balance, End of Year	619,676	8,081,594	3,113,068	5,029,471	22,470,217	37,117,116
Accumulated Amortization						
Balance, beginning of year		2,888,648	2,211,797	2,422,767	8,246,475	15,599,509
Add:						
Amortization during the year		383,988	147,753	159,244	377,213	914,399
Less:						
Accumulated amortization on disposals during the year			50,293			50,293
Balance, End of Year		3,272,636	2,309,257	2,582,011	8,623,688	16,467,611
Net Book Value of Tangible Capital Assets	\$ 619,676	\$ 3,196,046	\$ 773,821	\$ 2,417,440	\$ 13,846,519	\$ 20,853,503
The net book value of tangible capital consist of:						
General Fund Assets	\$ 545,419	\$ 3,196,046	\$ 766,110	\$ 2,417,440	\$ -	\$ 6,925,015
Water and Sewer Fund Assets	74,257		7,711		13,846,519	13,928,489
	\$ 619,676	\$ 3,196,046	\$ 773,821	\$ 2,417,440	\$ 13,846,519	\$ 20,853,503
Tangible capital assets not available for use at year end and not amortized during the year:						
				\$ 267,054	\$ 247,374	\$ 514,428

Fundy Albert
Notes to the Financial Statements
Year Ended December 31, 2023

19. Statement of Reserves

	General Operating Reserve	General Capital Reserve	Utility Operating Reserve	Utility Capital Reserve	2023 Total
<u>Assets</u>					
Cash and cash equivalents	\$ 105,378	\$ 592,337	\$ 149,079	\$ 328,335	\$ 1,175,129
<u>Liability</u>					
Due to Utility Capital Fund				712	712
Accumulated Surplus	\$ 105,378	\$ 592,337	\$ 149,079	\$ 327,623	\$ 1,174,417
<u>Revenue</u>					
Transfers from operating funds	\$ 105,300	\$ -	\$ 58,168	\$ 19,729	\$ 182,897
Interest		5,608	703	6,315	12,626
Annual Surplus	\$ 105,300	\$ 5,608	\$ 58,871	\$ 26,044	\$ 195,823

The General Operating Reserve Fund is in compliance with the requirement that it shall not exceed 5% of the total expenditures that was budgeted for the previous fiscal year.

The Utility Operating Reserve Fund is not compliant with the requirement that it shall not exceed 5% of the total expenditures that was budgeted for the previous fiscal year.

Fundy Albert

Notes to the Financial Statements

Year Ended December 31, 2023

19. Statement of Reserves (continued)

The current year reserve fund transfers were approved by the following motions of Council:

Resolution #1, December 27, 2023

Moved by: Councillor Jonah
Seconded by: Councillor Elderkin
Be it resolved that \$46,000 be transferred to Hillsborough Utility Operating Reserve.

Resolution #2, December 27, 2023

Moved by: Councillor Elderkin
Seconded by: Councillor Ward Russell
Be it resolved that \$5,500 be transferred from the Hillsborough Utility General Operating Fund to Hillsborough Utility's Capital Reserve.

Resolution #3, December 27, 2023

Moved by: Councillor Elderkin
Seconded by: Councillor Jonah
Be it resolved that \$12,188 be transferred from the Riverside-Albert Utility General Operating Fund to the Riverside-Albert Utility Operating Reserve.

Resolution #4, December 27, 2023

Moved by: Councillor Jonah
Seconded by: Councillor Land
Be it resolved that \$14,229 be transferred from the Riverside-Albert Utility General Operating Fund to Riverside-Albert Utility Capital Reserve.

Resolution #5, December 27, 2023

Moved by: Councillor Elderkin
Seconded by: Councillor Jonah
Be it resolved that \$5,000 be transferred to Riverside-Albert Fire Department's Reserve.

Resolution #6, December 30, 2023

Moved by: Councillor Land
Seconded by: Councillor Coates
Be it resolved that the Village of Fundy Albert authorizes the transfer of \$100,000 from the Fundy Albert General Operating account to the Fundy Albert General Operating Reserve account.

Kim Beers
Kimberly Beers, Clerk
Fundy Albert

April 13, 2024
Date



Fundy Albert
Notes to the Financial Statements

Year Ended December 31, 2023

20. Operating Budget to Public Sector Accounting Budget

	Operating	Water and sewer	Amortization	Other	Transfers	Total
Revenues						
Grant of investments	\$ 4,410,944	\$ -	\$ -	\$ -	\$ -	\$ 4,410,944
Continuously funded and equivalent grant	274,915	-	-	-	-	274,915
Sale of surplus	381,152	-	-	-	-	381,152
Other revenues from operations	83,127	-	-	-	-	83,127
Other revenues	214,590	62,000	-	-	1,000,000	1,276,590
Water and sewer revenue	-	940,502	-	-	-	940,502
Surplus of previous year	148,115	110,708	-	-	433,072	691,895
	<u>\$ 5,175,732</u>	<u>\$ 1,113,210</u>	<u>\$ -</u>	<u>\$ -</u>	<u>\$ 1,433,072</u>	<u>\$ 7,721,914</u>
Expenditures						
General government services	427,380	-	-	-	-	427,380
Profligate services	1,710,052	-	-	-	-	1,710,052
Transportation services	1,036,057	-	-	-	-	1,036,057
Environmental health services	437,743	-	-	-	-	437,743
Public health services	21,582	-	-	-	-	21,582
Environmental development services	349,503	-	-	-	-	349,503
Recreational and cultural services	515,847	-	-	-	-	515,847
Water supply	-	265,391	178,727	-	-	444,118
Sewage collection and disposal	-	293,171	-	-	-	293,171
Deficit of surplus previous year	(20,424)	-	-	-	(1,150,000)	(1,170,424)
Financial Services	-	-	-	-	-	-
Debt charges	-	-	-	-	-	-
Interest	11,728	120,844	-	-	-	132,572
Principal	191,000	180,000	-	-	1,299,000	1,670,000
Other	1,321	17,253	-	-	-	18,574
Transfers in/out	-	-	-	-	-	-
Transfers to Capital Fund	10,000	122,000	-	-	(1,137,000)	(905,000)
Transfers to Reserves	-	41,897	-	-	141,900	183,797
Transfers to other	-	280	-	-	-	280
	<u>\$ 5,175,732</u>	<u>\$ 1,113,210</u>	<u>\$ 178,727</u>	<u>\$ -</u>	<u>\$ (1,137,000)</u>	<u>\$ 5,328,669</u>
Deficit	\$ -	\$ -	\$ 178,727	\$ -	\$ (1,137,000)	\$ (1,058,273)

Fundy Albert**Notes to the Financial Statements**Year Ended December 31, 2023

21. Revenue and Expenditure Support

	<u>GENERAL</u>	
	<u>2023 BUDGET</u>	<u>2023 ACTUAL</u>
<u>REVENUE</u>		
Warrant of assessment	\$ 4,116,546	\$ 4,116,545
Community funding and equalization grant	274,915	274,915
Other contributions and government transfers	-	82,769
Sale of services	204,155	174,202
Other revenues from own sources	81,177	289,712
Other transfers	318,590	318,590
Surplus of second previous year	184,319	125,903
	<u>5,179,702</u>	<u>5,382,636</u>
<u>EXPENDITURES</u>		
General government services	827,360	998,831
Protective services	1,740,052	1,592,938
Transportation services	1,096,957	912,747
Environmental health services	437,743	442,417
Public health services	21,582	10,321
Environmental development services	349,503	298,651
Recreational and cultural services	515,847	408,292
Deficit of second previous year	55,609	55,609
Fiscal services	135,049	385,887
	<u>5,179,702</u>	<u>5,105,693</u>
SURPLUS FOR THE YEAR	\$	\$ 276,943

Fundy Albert**Notes to the Financial Statements**

Year Ended December 31, 2023

21. Revenue and Expenditure Support (continued)

	<u>2023 BUDGET</u>	<u>2023 ACTUAL</u>
<u>OTHER CONTRIBUTIONS AND GOVERNMENT TRANSFERS</u>		
Grants	\$ -	\$ 15,433
Canadian Heritage Funding	-	6,720
LSD surplus	-	60,616
	<u>\$ -</u>	<u>\$ 82,769</u>
<u>SALE OF SERVICES</u>		
Recreation and culture	\$ 45,470	\$ -
Protective services	18,151	18,792
Transportation services	9,084	9,084
Arena rentals	110,000	127,776
Community Centre	18,700	16,225
Swimming pool	2,750	2,325
	<u>\$ 204,155</u>	<u>\$ 174,202</u>
<u>OTHER REVENUE FROM OWN SOURCES</u>		
Licenses	\$ 850	\$ 660
Building permits	31,000	72,897
Rentals	49,327	67,250
Other revenue	-	148,905
	<u>\$ 81,177</u>	<u>\$ 289,712</u>

Fundy Albert**Notes to the Financial Statements**Year Ended December 31, 2023

21. Revenue and Expenditure Support (continued)

	<u>2023 BUDGET</u>	<u>2023 ACTUAL</u>
<u>GENERAL GOVERNMENT SERVICES</u>		
Legislative		
Mayor	\$ 47,400	\$ 42,918
Councillors	177,640	142,159
Other	3,500	6,215
	<u>228,540</u>	<u>191,290</u>
Administrative		
Manager	99,851	201,326
Office building	92,960	63,402
Legal services	22,500	20,900
Human Resources	15,000	22,937
Other	35,000	51,258
	<u>265,311</u>	<u>359,823</u>
Financial management		
Administration Personnel	47,831	100,049
External audit	25,000	42,900
Purchasing	10,000	52,986
	<u>82,831</u>	<u>195,935</u>
Common services		
Civic relations	5,000	3,117
Training & development	10,000	2,393
	<u>15,000</u>	<u>5,510</u>
Other general administrative services		
Regional & Collaborative Services (RSC)	6,179	6,179
Public liability insurance premiums	55,000	50,333
Assessment costs	101,499	101,499
Conventions & delegations	8,000	4,180
Municipal association membership	10,000	14,364
Other general administration services	15,000	41,287
	<u>195,678</u>	<u>217,842</u>
Other general government services		
Other	40,000	28,431
	<u>\$ 827,360</u>	<u>\$ 998,831</u>

Fundy Albert
Notes to the Financial Statements

Year Ended December 31, 2023

21. Revenue and Expenditure Support (continued)

	2023 BUDGET	2023 ACTUAL
PROTECTIVE SERVICES		
Police		
Royal Canadian Mounted Police	\$ 1,029,819	\$ 1,029,819
Fire		
Administration	25,000	-
Fighting force	74,728	71,613
Fire alarm system	31,000	16,231
Water costs transfer	13,280	13,280
Station and building	35,840	37,638
Firefighting equipment	126,176	100,374
Investigation and prevention	2,000	1,551
Training and Development	11,053	5,298
Fire service contract	303,330	303,330
	<u>622,407</u>	<u>549,315</u>
Emergency Measures	7,500	1,185
Other		
By-law enforcement	25,000	-
Animal and pest control	18,543	12,619
Building Inspection	36,783	-
	<u>80,326</u>	<u>12,619</u>
	<u>\$ 1,740,052</u>	<u>\$ 1,592,938</u>
TRANSPORTATION SERVICES		
Common Services		
Buildings and equipment	\$ 340,953	\$ 427,086
Administration	103,500	122,198
	<u>444,453</u>	<u>549,284</u>
Road transport		
Administration	219,219	-
Roads and streets	343,517	290,278
Street lights	77,168	73,185
Traffic services	10,400	-
Parking	2,200	-
	<u>652,504</u>	<u>363,463</u>
	<u>\$ 1,096,957</u>	<u>\$ 912,747</u>

Fundy Albert

Notes to the Financial Statements

Year Ended December 31, 2023

21. Revenue and Expenditure Support (continued)

	2023 BUDGET	2023 ACTUAL
<u>ENVIRONMENTAL HEALTH SERVICES</u>		
Solid waste collection	\$ 295,882	\$ 300,556
Solid waste disposal	141,861	141,861
	<u>\$ 437,743</u>	<u>\$ 442,417</u>
<u>PUBLIC HEALTH SERVICES</u>		
Cemeteries	\$ 1,500	\$ -
Other	20,082	10,321
	<u>\$ 21,582</u>	<u>\$ 10,321</u>
<u>ENVIRONMENTAL DEVELOPMENT SERVICES</u>		
Local planning	\$ 161,679	\$ 188,463
Land development	92,246	61,552
Administration	81,778	46,389
Other	13,800	2,247
	<u>\$ 349,503</u>	<u>\$ 298,651</u>
<u>RECREATIONAL AND CULTURAL SERVICES</u>		
Recreation services		
Administration	\$ 31,611	\$ -
Community Centers and Halls	115,670	46,132
Swimming pools, beaches and marinas	25,000	26,429
Skating rinks and arenas	241,780	222,576
Parks and playgrounds	27,616	50,307
Other	25,000	24,703
	<u>466,677</u>	<u>370,147</u>
Cultural services		
Administration	13,860	
Buildings and facilities	14,300	17,333
Museums	7,810	9,313
Libraries	10,780	9,267
Place of assembly	2,420	2,232
	<u>49,170</u>	<u>38,145</u>
	<u>\$ 515,847</u>	<u>\$ 408,292</u>
<u>FISCAL SERVICES</u>		
Debt charges		
Interest	\$ 14,728	\$ 14,727
Principal	101,000	101,000
Other Debt Charges	4,321	3,391
Transfers to Operating Reserve	-	105,000
Transfer to General Capital for acquisitions	-	161,769
Transfers to Capital Reserve	15,000	-
	<u>\$ 135,049</u>	<u>\$ 385,887</u>

Fundy Albert

Notes to the Financial Statements

Year Ended December 31, 2023

21. Revenue and Expenditure Support (continued)

WATER AND SEWER

	2023 BUDGET	2023 ACTUAL
<u>REVENUE</u>		
Sale of services	\$ 906,722	\$ 903,857
Other revenue from own sources	33,780	27,908
Other contributions and government transfers	22,500	22,500
Transfer from operating reserve fund	39,500	-
Surplus of second previous year	148,708	148,205
	<u>1,151,210</u>	<u>1,102,470</u>
<u>EXPENDITURES</u>		
Water supply	\$ 365,851	\$ 387,802
Sewer collection and disposal	293,174	253,266
Fiscal services	492,185	420,570
	<u>1,151,210</u>	<u>1,061,638</u>
DEFICIT FOR THE YEAR	<u>\$ -</u>	<u>\$ 40,832</u>

Fundy Albert**Notes to the Financial Statements**Year Ended December 31, 2023

21. Revenue and Expenditure Support (continued)

	<u>2023 BUDGET</u>	<u>2023 ACTUAL</u>
<u>SALE OF SERVICES</u>		
Water user charges	\$ 403,775	\$ 401,452
Sewer user charges	501,947	499,405
Connection and service charges	1,000	3,000
	<u>\$ 906,722</u>	<u>\$ 903,857</u>
<u>OTHER REVENUE FROM OWN SOURCES</u>		
Interest on overdue accounts	\$ 10,200	\$ 14,142
Water supply transfer	13,280	13,280
Frontage fees and other	10,300	486
	<u>\$ 33,780</u>	<u>\$ 27,908</u>
<u>OTHER CONTRIBUTIONS AND GOVERNMENT TRANSFERS</u>		
Unconditional transfer	<u>\$ 22,500</u>	<u>\$ 22,500</u>

Fundy Albert**Notes to the Financial Statements**

Year Ended December 31, 2023

21. Revenue and Expenditure Support (continued)

	<u>2023 BUDGET</u>	<u>2023 ACTUAL</u>
<u>WATER SUPPLY</u>		
Administration	\$ 154,451	\$ 186,087
Purification and treatment	37,444	32,871
Source of supply	23,735	7,878
Transmission and distribution	51,810	34,579
Power and pumping	30,140	35,912
Billing and collection	18,107	18,975
Water purchased	500	9,826
Other	49,664	61,674
	<u>\$ 365,851</u>	<u>\$ 387,802</u>
<u>SEWER COLLECTION AND DISPOSAL</u>		
Administration	\$ 127,925	\$ 154,583
Wastewater collection systems	27,356	5,114
Wastewater lift station	49,941	17,294
Wastewater treatment and disposal	29,165	49,404
Storm sewers	15,000	-
Billing and collection	18,107	18,975
Other	25,680	5,947
Bad debt expense	-	1,949
	<u>\$ 293,174</u>	<u>\$ 253,266</u>
<u>FISCAL SERVICES</u>		
Debt charges		
Interest	\$ 120,908	\$ 122,896
Principal	188,000	188,000
Other	11,000	13,406
Transfers and other		
Transfers to Utility Capital Fund	122,000	-
Transfer to General Capital for acquisitions	-	18,371
Transfers to Reserves	43,897	77,897
Other	6,380	-
	<u>\$ 492,185</u>	<u>\$ 420,570</u>